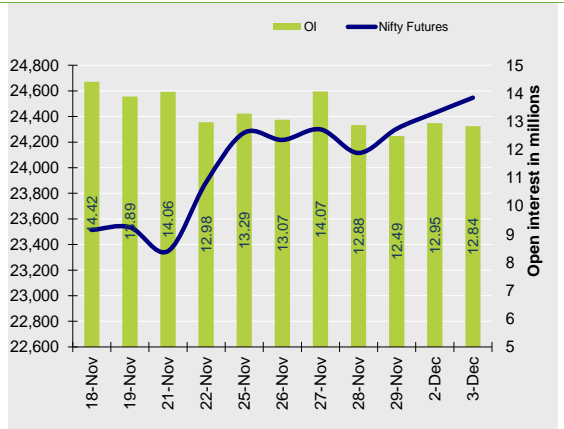


Nifty Snapshot

	Close	Prv Cl.	Ab chg	% chg
Spot	24,457.15	24,276.05	181.10	0.75
Futures	24,547.00	24,428.50	118.50	0.49
OI(ml shr)	12.84	12.95	-0.11	-0.85
Vol (lots)	222397	248492	-26095	-10.50
COC	89.85	152.45	-62.60	-41.1
PCR-OI	1.29	1.22	0.07	5.4

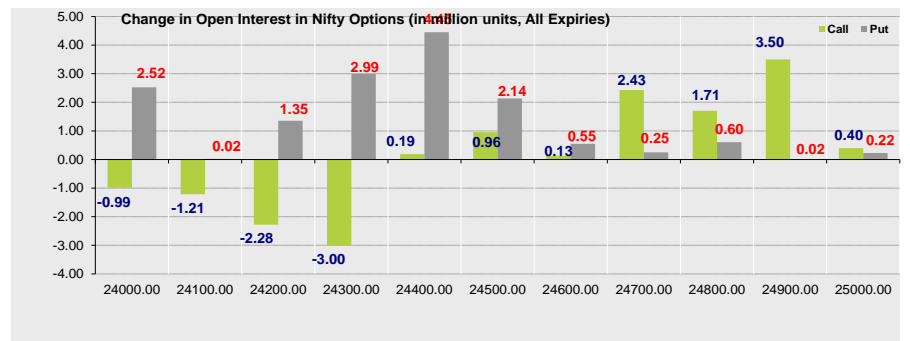
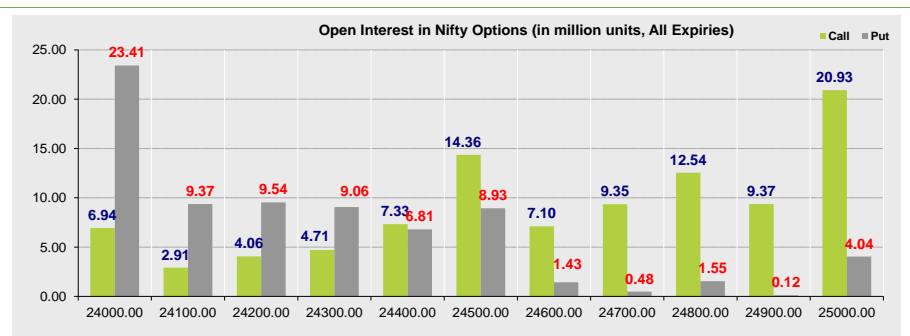
Nifty Futures Price v/s OI



Summary

- Indian markets closed on a positive note where buying was mainly seen in Automobiles, IT, Pharmaceuticals Sectors. Nifty Dec Futures closed at 24547.00 (up 118.50 points) at a premium of 89.85 pts to spot.
- FII's were net buyers in Cash to the tune of 3664.67 Cr and were net buyers in index futures to the tune of 2073.12 Cr.
- India VIX decreased by 2.22% to close at 14.37 touching an intraday high of 14.89.

Open Interest in Nifty Options:



- The above second chart shows previous trading day's change in Nifty options where Addition in OI were seen in 24200, 24300, 24400, 24500 strike Puts and at 24900, 24800, 24700, 24600 strike Calls indicating market is likely to remain positive in the near term.
- Highest OI build-up is seen at 25000 strike Calls and 24000 strike Puts, to the tune of 20.93mn and 23.41mn respectively.

Outlook on Nifty:

Index is likely to open on a flattish note today and is likely to remain positive during the day.

Institutional Activity in previous trading session

(in Rs cr.)	Buy	Sell	Net
Index Futures	4874.19	2801.07	2073.12
Index Options	1195375.02	1191695.57	3679.45
Stock Futures	19805.82	20007.61	-201.79
Stock Options	56953.14	62600.83	-5647.69
FII Cash	22,450.00	18,785.33	3,664.67
DII Cash	14,553.16	14,804.15	-250.99

Net FII Activity (in Rs cr.)

Date	Idx Fut	Stk Fut	Idx Opt	Cash
3-Dec	2073.1	-201.8	3679.4	3665
2-Dec	-582.1	1887.3	43579.8	-238
29-Nov	217.9	4032.0	-106.5	-4384
28-Nov	-1967.9	-4385.0	66850.3	-11756
27-Nov	-120.1	1598.9	-64314.8	8
26-Nov	-1131.1	629.2	-40990.9	1158

Technical Pivot (Intraday):

	S2	S1	PIVOT	R1	R2
NIFTY	24310	24430	24510	24630	24710
BANKNIFTY	52230	52550	52770	53090	53310

(Price is in Rs; OI is in million units; Price chg and OI chg are in percentage) **NB RESEARCH**

Fresh Longs seen in:

Scrip	Price	Price chg	OI	OI Chg
TATAELXSI	7136.7	5.7	0.3	329.5
JSL	720.0	3.4	0.3	198.6
CESC	185.3	3.8	4.2	158.0

Fresh Shorts seen in:

Scrip	Price	Price chg	OI	OI Chg
SUPREMEIND	4789.8	-0.3	0.1	143.6
POLICYBZR	1937.1	-2.1	0.8	107.6
JSWENERGY	646.3	-0.5	1.5	54.5

Short Covering seen in:

Scrip	Price	Price chg	OI	OI Chg
RBLBANK	163.2	4.1	77.9	-7.6
ADANI PORTS	1291.3	5.5	28.9	-7.5
CANFINHOME	833.2	2.4	4.2	-6.9

Long Unwinding seen in:

Scrip	Price	Price chg	OI	OI Chg
SYNGENE	937.3	-1.4	5.9	-6.5
MCX	6238.0	-1.8	1.5	-3.1
GMRINFRA	83.8	-0.1	298.4	-2.4

NIFTY50 Options OI (CE OI = Resistance) (PE OI = Support)			
Symbol	Highest CE OI	Highest PE OI	CMP
ADANIAPORTS	1300	1200	1291
ADANIENT	3000	3000	2527
ASIANPAINT	2500	2500	2483
AXISBANK	1200	1140	1165
BAJAJ-AUTO	10000	9000	9207
BAJAJFINSV	1700	1600	1614
BAJFINANCE	7000	6500	6701
BHARTIARTL	1640	1600	1625
BPCL	300	300	296
BRITANNIA	5800	5000	4931
CIPLA	1560	1500	1539
COALINDIA	420	420	423
DIVISLAB	6500	6200	6230
DRREDDY	1300	1200	1228
EICHERMOT	5000	4500	4857
GRASIM	2700	2600	2721
HCLTECH	1900	1800	1896
HDFCBANK	1800	1800	1830
HDFCLIFE	700	650	638
HEROMOTOCO	5000	4800	4718
HINDALCO	700	600	669
HINDUNILVR	2500	2400	2489
ICICIBANK	1340	1300	1314
ITC	500	450	474
INDUSINDBK	1100	1000	1004

NIFTY50 Options OI (CE OI = Resistance) (PE OI = Support)			
Symbol	Highest CE OI	Highest PE OI	CMP
INFY	1900	1800	1897
IOC	140	140	140
JSWSTEEL	1000	900	1004
KOTAKBANK	1900	1700	1759
LT	3800	3700	3798
LTIM	6500	6200	6183
M&M	3100	2900	3035
MARUTI	12000	11000	11308
NESTLEIND	2300	2000	2267
NTPC	370	360	369
ONGC	264	260	263
POWERGRID	350	300	331
RELIANCE	1300	1300	1328
SBILIFE	1440	1400	1445
SBIN	900	800	857
SUNPHARMA	1820	1800	1804
TATACONSUM	1000	940	960
TATAMOTORS	800	800	803
TATASTEEL	150	140	147
TCS	4500	4000	4314
TECHM	1800	1600	1753
TITAN	3500	3100	3341
ULTRACEMCO	12000	11000	11882
UPL	600	556.35	565
WIPRO	300	290	292

Derivative Recommendations:

Stock Name	Call (Buy/Sell)	Entry price	Targets	Stop Loss	Duration	Status
BANDHANBNK Future	Buy	170.5	184	163	1-2 Days	Open
LTIM (Bull Call spread)	Strategy	141	359	90	Positional	Open
BPCL 290 CE	Buy	12	20	8	Positional	Open
TITAN 3350CE	Buy	64	84	50	1-2 Days	Open
APOLLOTYRE 520CE	Buy	11.4	18	7	1-2 Days	Open

FROM THE EQUITY DERIVATIVE DESK:

NIRAV HARISH CHHEDA
AVP - DERIVATIVES AND TECHNICAL RESEARCH
E-Mail: nirav.chheda@nirmalbang.com
Tel no: 6273-8199/8000

AMIT BHUPTANI
SNR.DERIVATIVES AND TECHNICAL RESEARCH ANALYST
E-Mail: amit.bhuptani@nirmalbang.com
Tel no: 6273-8242/8000

DISCLOSURES

Research Reports that are published by Nirmal Bang Securities Private Limited (hereinafter referred to as "NBSPL") are for private circulation only. NBSPL is a registered Research Analyst under SEBI (Research Analyst) Regulations, 2014 having Registration no. INH000001766. NBSPL is also a registered Stock Broker with National Stock Exchange of India Limited, BSE Limited, Metropolitan Stock Exchange of India Limited, Multi Commodity Exchange of India Limited, National Commodity and Derivative Exchange Limited and Indian Commodity Exchange Limited in cash and Equity and Commodities derivatives segments.

NBSPL has other business divisions with independent research teams separated by Chinese walls, and therefore may, at times, have different or contrary views on stocks and markets.

NBSPL or its associates have not been debarred / suspended by SEBI or any other regulatory authority for accessing / dealing in securities Market. NBSPL, its associates or analyst or his relatives do not hold any financial interest (Except Investment) in the subject company. NBSPL or its associates or Analyst do not have any conflict or material conflict of interest at the time of publication of the research report with the subject company. NBSPL or its associates or Analyst or his relatives may or may not hold beneficial ownership of 1% or more in the subject company at the end of the month immediately preceding the date of publication of this research report.

NBSPL or its associates / analyst has not received any compensation / managed or co-managed public offering of securities of the company covered by Analyst during the past twelve months. NBSPL or its associates have not received any compensation or other benefits from the company covered by Analyst or third party in connection with the research report. Analyst has not served as an officer, director or employee of Subject Company. NBSPL / analyst has not been engaged in market making activity of the subject company.

Analyst Certification: The research analysts and authors of these reports, hereby certify that the views expressed in this research report accurately reflects my/our personal views about the subject securities, issuers, products, sectors or industries. It is also certified that no part of the compensation of the analyst(s) was, is, or will be directly or indirectly related to the inclusion of specific recommendations or views in this research. The analyst(s) principally responsible for the preparation of this research report and has taken reasonable care to achieve and maintain independence and objectivity in making any recommendations.

DISCLAIMER

This report is for the personal information of the authorized recipient and does not construe to be any investment, legal or taxation advice to you. NBSPL is not soliciting any action based upon it. Nothing in this research shall be construed as a solicitation to buy or sell any security or product, or to engage in or refrain from engaging in any such transaction. In preparing this research, we did not take into account the investment objectives, financial situation and particular needs of the reader.

This research has been prepared for the general use of the clients of NBSPL and must not be copied, either in whole or in part, or distributed or redistributed to any other person in any form. If you are not the intended recipient you must not use or disclose the information in this research in any way. Though disseminated to all the customers simultaneously, not all customers may receive this report at the same time. NBSPL will not treat recipients as customers by virtue of their receiving this report. This report is not directed or intended for distribution to or use by any person or entity resident in a state, country or any jurisdiction, where such distribution, publication, availability or use would be contrary to law, regulation or which would subject NBSPL & its group companies to registration or licensing requirements within such jurisdictions.

The report is based on the information obtained from sources believed to be reliable, but we do not make any representation or warranty that it is accurate, complete or up-to-date and it should not be relied upon as such. We accept no obligation to correct or update the information or opinions in it. NBSPL or any of its affiliates or employees shall not be in any way responsible for any loss or damage that may arise to any person from any inadvertent error in the information contained in this report. NBSPL or any of its affiliates or employees do not provide, at any time, any express or implied warranty of any kind, regarding any matter pertaining to this report, including without limitation the implied warranties of merchantability, fitness for a particular purpose, and non-infringement. The recipients of this report should rely on their own investigations.

This information is subject to change without any prior notice. NBSPL reserves its absolute discretion and right to make or refrain from making modifications and alterations to this statement from time to time. Nevertheless, NBSPL is committed to providing independent and transparent recommendations to its clients, and would be happy to provide information in response to specific client queries.

Before making an investment decision on the basis of this research, the reader needs to consider, with or without the assistance of an adviser, whether the advice is appropriate in light of their particular investment needs, objectives and financial circumstances. There are risks involved in securities trading. The price of securities can and does fluctuate, and an individual security may even become valueless. International investors are reminded of the additional risks inherent in international investments, such as currency fluctuations and international stock market or economic conditions, which may adversely affect the value of the investment. Opinions expressed are subject to change without any notice. Neither the company nor the director or the employees of NBSPL accept any liability whatsoever for any direct, indirect, consequential or other loss arising from any use of this research and/or further communication in relation to this research. Here it may be noted that neither NBSPL, nor its directors, employees, agents or representatives shall be liable for any damages whether direct or indirect, incidental, special or consequential including lost revenue or lost profit that may arise from or in connection with the use of the information contained in this report.

Copyright of this document vests exclusively with NBSPL. Our reports are also available on our website www.nirmalbang.com